

Narendra Poddar & Co.

CHARTERED ACCOUNTANTS

Narendra Poddar

B.Com., F.C.A.

1103, Avon Galaxy, Opp. Tata Steel,
Dattapada Road, Borivali (East),
Mumbai - 400 066.

Mobile : 98210 96073.

Email : narendrapoddar@rediffmail.com

Date

INDEPENDENT AUDITOR'S REPORT

To the Members of M/s. ALOK WORLDWIDE LIMITED

Report on the Standalone Financial Statements

Opinion

We have audited the accompanying Standalone financial statements of **M/s. Alok Worldwide Limited** ("the Company") which comprises the Balance Sheet as at **March 31, 2024**, the Statement of Profit and Loss, (statement of changes in equity), and statement of cash flows for the year then ended, and notes to the financial statements, including a summary of significant accounting policies and other explanatory information.

In our opinion and to the best of our information and according to the explanations given to us, the aforesaid standalone financial statements give the information required by the Act in the manner so required and give a true and fair view in conformity with the accounting principles generally accepted in India, of the state of affairs of the Company as at **March 31, 2024**, and its profit, changes in equity and its cash flows for the year ended on that date.

Basis for Opinion

We conducted our audit in accordance with the Standards on Auditing (SAs) specified under section 143(10) of the Companies Act, 2013. Our responsibilities under those Standards are further described in the Auditor's Responsibilities for the Audit of the Financial Statements section of our report. We are independent of the Company in accordance with the Code of Ethics issued by the Institute of Chartered Accountants of India together with the ethical requirements that are relevant to our audit of the financial statements under the provisions of the Companies Act, 2013 and the Rules thereunder, and we have fulfilled our other ethical responsibilities in accordance with these requirements and the Code of Ethics. We believe that the audit evidence we have obtained is sufficient and appropriate to provide a basis for our opinion.

Responsibility of Management for the Standalone Financial Statements

The Company's Board of Directors is responsible for the matters stated in section 134(5) of the Companies Act, 2013 ("the Act") with respect to the preparation of these standalone financial statements that give a true and fair view of the financial position, financial performance, (changes in equity) and cash flows of the Company in accordance with the accounting principles generally accepted in India, including the accounting Standards specified under section 133 of the Act. This responsibility also includes maintenance of adequate accounting records in accordance with the provisions of the Act for safeguarding of the assets of the Company and for preventing and detecting frauds and other irregularities; selection and application of appropriate implementation and maintenance of accounting policies; making judgments and estimates that are reasonable and prudent; and design, implementation and maintenance of adequate internal financial



controls, that were operating effectively for ensuring the accuracy and completeness of the accounting records, relevant to the preparation and presentation of the financial statement that give a true and fair view and are free from material misstatement, whether due to fraud or error.

In preparing the financial statements, management is responsible for assessing the Company's ability to continue as a going concern, disclosing, as applicable, matters related to going concern and using the going concern basis of accounting unless management either intends to liquidate the Company or to cease operations, or has no realistic alternative but to do so.

That Board of Directors are also responsible for overseeing the company's financial reporting process.

Auditor's Responsibility for the Audit of the Financial Statements

Our objectives are to obtain reasonable assurance about whether the financial statements as a whole are free from material misstatement, whether due to fraud or error, and to issue an auditor's report that includes our opinion. Reasonable assurance is a high level of assurance, but is not a guarantee that an audit conducted in accordance with SAs will always detect a material misstatement when it exists. Misstatements can arise from fraud or error and are considered material if, individually or in the aggregate, they could reasonably be expected to influence the economic decisions of users taken on the basis of these financial statements.

Other Matter

The company is not having any branch.

Report on Other Legal and Regulatory Requirements

As required by the Companies (Auditor's Report) Order, 2016 ("the Order"), issued by the Central Government of India in terms of sub-section (11) of section 143 of the Companies Act, 2013, we state that this section is not applicable to the company.

As required by Section 143(3) of the Act, we report that:

We have sought and obtained all the information and explanations which to the best of our knowledge and belief were necessary for the purposes of our audit.

- a. In our opinion, proper books of account as required by law have been kept by the Company so far as it appears from our examination of those books.
- b. The Balance Sheet, the Statement of Profit and Loss, and the Cash Flow Statement dealt with by this Report are in agreement with the books of account.
- c. In our opinion, the aforesaid standalone financial statements comply with the Accounting Standards specified under Section 133 of the Act, read with Rule 7 of the Companies (Accounts) Rules, 2014.
- d. On the basis of the written representations received from the directors as on **March 31, 2024** taken on record by the Board of Directors, none of the directors is disqualified as on **March 31, 2024** from being appointed as a director in terms of Section 164 (2) of the Act.
- e. With respect to the adequacy of the **internal financial controls** over financial reporting of the Company and the operating effectiveness of such controls, refer to our separate Report in "Annexure A".



f. With respect to the other matters to be included in the Auditor's Report in accordance with Rule 11 of the Companies (Audit and Auditors) Rules, 2014, in our opinion and to the best of our information and according to the explanations given to us:

1. The Company does not have any pending litigations which would impact its financial position.
2. The Company did not have any long-term contracts including derivative contracts for which there were any material foreseeable losses.
3. There were no amounts which were required to be transferred to the Investor Education and Protection Fund by the Company.

g. (i) The management has represented that, to the best of its knowledge and belief, other than as disclosed in the notes to the accounts, no funds have been advanced or loaned or invested (either from borrowed funds or share premium or any other sources or kind of funds) by the company to or in any other person(s) or entity(ies), including foreign entities ("Intermediaries"), with the understanding, whether recorded in writing or otherwise, that the Intermediary shall, whether, directly or indirectly lend or invest in other persons or entities identified in any manner whatsoever by or on behalf of the company ("Ultimate Beneficiaries") or provide any guarantee, security or the like on behalf of the Ultimate Beneficiaries;

(ii) The management has represented, that, to the best of its knowledge and belief, other than as disclosed in the notes to the accounts, no funds have been received by the company from any person(s) or entity(ies), including foreign entities ("Funding Parties"), with the understanding, whether recorded in writing or otherwise, that the company shall, whether, directly or indirectly, lend or invest in other persons or entities identified in any manner whatsoever by or on behalf of the Funding Party ("Ultimate Beneficiaries") or provide any guarantee, security or the like on behalf of the Ultimate Beneficiaries; and

(iii) Based on such audit procedures we have considered reasonable and appropriate in the circumstances, nothing has come to our notice that has caused us to believe that the representations under sub-clause (i) and (ii) contain any material mis-statement.

h. The dividend have not been declared or paid during the year by the company.

i. The Company has maintained its books of accounts in Oracle having necessary referential integrity where data cannot be tampered with, but audit trail is not enabled presently.

For Narendra Poddar & Co.

Chartered Accountants

FRN No. 106915W




Narendra Poddar, Proprietor

Membership No. 041256

Mumbai, April 15, 2024

UDIN: 24041256BKTLWD3404

Annexure A" to the Independent Auditor's Report of even date on the Financial Statements of ALOK WORLDWIDE LIMITED

Report on the Internal Financial Controls under Clause (i) of Sub-section 3 of Section 143 of the Companies Act, 2013 ("the Act")

We have audited the internal financial controls over financial reporting of **ALOK WORLDWIDE LIMITED** ("the Company") as of **March 31, 2024** in conjunction with our audit of the financial statements of the Company for the year ended on that date.

Management's Responsibility for Internal Financial Controls

The Company's management is responsible for establishing and maintaining internal financial controls based on the internal control over financial reporting criteria established by the Company considering the essential components of internal control stated in the Guidance Note on Audit of Internal Financial Controls over Financial Reporting issued by the Institute of Chartered Accountants of India. These responsibilities include the design, implementation and maintenance of adequate internal financial controls that were operating effectively for ensuring the orderly and efficient conduct of its business, including adherence to company's policies, the safeguarding of its assets, the prevention and detection of frauds and errors, the accuracy and completeness of the accounting records, and the timely preparation of reliable financial information, as required under the Companies Act, 2013.

Auditors' Responsibility

Our responsibility is to express an opinion on the Company's internal financial controls over financial reporting based on our audit. We conducted our audit in accordance with the Guidance Note on Audit of Internal Financial Controls Over Financial Reporting (the "Guidance Note") and the Standards on Auditing, issued by ICAI and deemed to be prescribed under section 143(10) of the Companies Act, 2013, to the extent applicable to an audit of internal financial controls, both applicable to an audit of Internal Financial Controls and, both issued by the Institute of Chartered Accountants of India. Those Standards and the Guidance Note require that we comply with ethical requirements and plan and perform the audit to obtain reasonable assurance about whether adequate internal financial controls over financial reporting was established and maintained and if such controls operated effectively in all material respects.

Our audit involves performing procedures to obtain audit evidence about the adequacy of the internal financial controls system over financial reporting and their operating effectiveness. Our audit of internal financial controls over financial reporting included obtaining an understanding of internal financial controls over financial reporting, assessing the risk that a material weakness exists, and testing and evaluating the design and operating effectiveness of internal control based on the assessed risk. The procedures selected depend on the auditor's judgment, including the assessment of the risks of material misstatement of the financial statements, whether due to fraud or error.

We believe that the audit evidence we have obtained is sufficient and appropriate to provide a basis for our audit opinion on the Company's internal financial controls system over financial reporting.



Meaning of Internal Financial Controls over Financial Reporting

A company's internal financial control over financial reporting is a process designed to provide reasonable assurance regarding the reliability of financial reporting and the preparation of financial statements for external purposes in accordance with generally accepted accounting principles. A company's internal financial control over financial reporting includes those policies and procedures that (1) pertain to the maintenance of records that, in reasonable detail, accurately and fairly reflect the transactions and dispositions of the assets of the company; (2) provide reasonable assurance that transactions are recorded as necessary to permit preparation of financial statements in accordance with generally accepted accounting principles, and that receipts and expenditures of the company are being made only in accordance with authorisations of management and directors of the company; and (3) provide reasonable assurance regarding prevention or timely detection of unauthorised acquisition, use, or disposition of the company's assets that could have a material effect on the financial statements.

Inherent Limitations of Internal Financial Controls over Financial Reporting

Because of the inherent limitations of internal financial controls over financial reporting, including the possibility of collusion or improper management override of controls, material misstatements due to error or fraud may occur and not be detected. Also, projections of any evaluation of the internal financial controls over financial reporting to future periods are subject to the risk that the internal financial control over financial reporting may become inadequate because of changes in conditions, or that the degree of compliance with the policies or procedures may deteriorate.



Opinion

In our opinion, the Company has, in all material respects, an adequate internal financial controls system over financial reporting and such internal financial controls over financial reporting were operating effectively as at **March 31, 2024**, based on the internal control over financial reporting criteria established by the Company considering the essential components of internal control stated in the Guidance Note on Audit of Internal Financial Controls Over Financial Reporting issued by the Institute of Chartered Accountants of India.

For Narendra Poddar & Co.

Chartered Accountants

FRN No. 106915W

Narendra Poddar, Proprietor

Membership No. 041256

Mumbai, April 15, 2024

ALOK WORLDWIDE LIMITED


BALANCE SHEET AS AT 31 st March 2024

PARTICULARS	NOTES	AS AT	AS AT	AS AT	AS AT
		31st March, 2024 Rupees	31st March, 2024 USD	31st March, 2023 Rupees	31st March, 2023 USD
I ASSETS					
(1) Non-current assets					
(a) Financial Assets					
(i) Investments	2	6,086,294,700	73,000,000	6,001,833,700	73,000,000
(2) Current assets					
(a) Financial assets					
(i) Cash and cash equivalents	3	707,548	8,486	697,730	8,486
(ii) Loans	4	4,851,599,264	58,190,864	4,784,272,435	58,190,864
TOTAL		10,938,601,512	131,199,350	10,786,803,865	131,199,350
II EQUITY AND LIABILITIES					
(1) Equity					
(a) Equity Share capital	5	6,252	100	6,252	100
(b) Other equity	6	14,187,471	170,142	13,990,501	170,142
		14,193,723	170,242	13,996,753	170,242
(2) Non-current liabilities					
(3) Current liabilities					
(a) Financial liabilities					
(i) Borrowings	7	85,191,478	1,021,800	84,009,256	1,021,800
(ii) Trade payables	8	166,748	2,000	164,434	2,000
(b) Other current liabilities	9	10,839,049,564	130,005,308	10,688,633,423	130,005,308
TOTAL		10,938,601,512	131,199,350	10,786,803,865	131,199,350

III Notes forming part of the financial statements 1 to 22

As per our report of even date

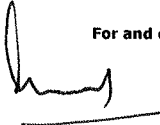
For Narendra Poddar & Co.
Chartered Accountants
FRN No. 106915W


Narendra Poddar


Narendra Poddar, Proprietor
Membership No. 041256

Mumbai, April 15th, 2024

For and on behalf of the Board

Dilip B. Jiwrajka

Dilip B. Jiwrajka
Director
DIN-00173476

Surendra B. Jiwrajka

Surendra B. Jiwrajka
Director
DIN-00173525

UDIN: 2A041256BKJLWD3404

ALOK WORLDWIDE LIMITED


STATEMENT OF PROFIT AND LOSS FOR THE YEAR ENDED 31 st March 2024

PARTICULARS	NOTES	Year Ended 31.03.2024		Year Ended 31.03.2023	
		Rupees	USD	Rupees	USD
I. REVENUE		-	-	-	-
Total (I)		-	-	-	-
II. EXPENSES		-	-	-	-
Total (II)		-	-	-	-
III. NET PROFIT/(LOSS) FOR THE PERIOD (I-II)		-	-	-	-
IV. OTHER COMPREHENSIVE INCOME					
A (i) Items that will be reclassified to profit or loss					
- Net exchange Profit/Loss on translation		196,970		1,128,613	
V. TOTAL COMPREHENSIVE INCOME/(LOSS) FOR THE PERIOD		196,970	-	1,128,613	-
VI. EARNINGS PER SHARE FROM CONTINUING OPERATIONS					
Basic	12	-	-	-	-
Diluted	12	-	-	-	-

VII. Notes forming part of the financial statements 1 to 22

As per our report of even date

For Narendra Poddar & Co.
Chartered Accountants
FRN No. 106915W

Pm Narendra


Narendra Poddar, Proprietor
Membership No. 041256

Mumbai, April 15th, 2024

For and on behalf of the Board

[Signature] *[Signature]*
Dilip B. Jiwrajka **Sdrendra B. Jiwrajka**
Director Director
DIN-00173476 DIN-00173525

ALOK WORLDWIDE LIMITED

CASH FLOW STATEMENT FOR THE YEAR ENDED 31 st March 2024

PARTICULARS	From 01-April-23 to 31-March-24		From 01-Apr-22 to 31-Mar-23	
	Rupees	USD	Rupees	USD
A) CASH FLOW FROM OPERATING ACTIVITIES	-	-	-	-
B) CASH FLOW FROM INVESTING ACTIVITIES	-	-	-	-
C) CASH FLOW FROM FINANCING ACTIVITIES	-	-	-	-
Cash and Cash equivalents at the beginning of the period	697,730	8,486	641,469	8,486
Effect of exchange rate change on cash and cash equivalent	9,818	-	56,261	-
Cash and Cash equivalents at the end of the period	707,548	8,486	697,730	8,486

NOTES TO CASH FLOW STATEMENT



1 Cash and Cash equivalents included in the cash flow statement comprise the following balance sheet amounts:

Particulars	From 01-April-23 to 31-March-24		From 01-Apr-22 to 31-Mar-23	
	Rupees	USD	Rupees	USD
Cash and Cash equivalents as per Balance sheet	707,548	8,486	697,730	8,486
Cash and Cash equivalents as restated at the end of period	707,548	8,486	697,730	8,486

2 The Cash Flow Statement has been prepared in accordance with the requirements of Indian Accounting Standard (Ind AS) 7 - "Statement of Cash Flows".

As per our report of even date



For Narendra Poddar & Co.
Chartered Accountants
FRN No. 106915W

Narendra Poddar, Proprietor
Membership No. 041256

Mumbai, April 15th, 2024

For and on behalf of the Board

Dilip B. Jiwrajka
Director
DIN-00173476

Sufendra B. Jiwrajka
Director
DIN-00173525

ALOK WORLDWIDE LIMITED

Statement of Changes in Equity for the year ended 31 st March 2024

	As At 31st March, 2024		As At 31st March, 2023	
	INR	USD	INR	USD
Balance at the beginning of the reporting year	6,252.00	100.00	6,252.00	100.00
Changes in Equity Share Capital during the year	-	-	-	-
Balance at the end of the reporting year	6,252.00	100.00	6,252.00	100.00

B) OTHER EQUITY	Foreign Currency Monetary		Retained earnings		Total	
	INR	USD	INR	USD	INR	USD
Balance as at 1st April, 2023	1,698,391.00	-	12,292,110.00	170,142.00	13,990,501.00	170,142.00
Addition/Reduction during the Year	196,970.00	-	-	-	196,970.00	-
Balance as of March 31st, 2024	1,895,361.00	-	12,292,110.00	170,142.00	14,187,471.00	170,142.00



CORPORATE INFORMATION

Alok Worldwide Limited incorporated on 15th July, 2013 under the laws of British Virgin Island as an 'International Business Company', is a wholly owned subsidiary of Alok Industries Limited, a Company incorporated in India.

NOTE 1 : MATERIAL ACCOUNTING POLICIES**a) Basis of preparation:****i) Compliance with Ind AS:**

The financial statements of the Company have been prepared in accordance with Indian Accounting Standards (Ind AS) notified under the Companies (Indian Accounting Standards) Rules, 2015, as amended from time to time, hereinafter referred to as Ind AS.

For all periods up to and including the year ended 31st March 2024, the Company prepared its financial statements in accordance with accounting standards notified under section 133 of the Companies Act 2013, read together with paragraph 7 of the Companies (Accounts) Rules, 2014 (Indian GAAP).

ii) Historical cost convention:

The Financial Statements have been prepared on a historical cost basis, except for the following:

- a. certain financial assets and liabilities that are measured at fair value;
- b. assets held for sale - measured at lower of carrying amount or fair value less cost to sell;
- c. defined benefit plans - plan assets measured at fair value;

iii) Translation to Indian Rupees:

The accounts are maintained in US Dollars being currency of British Virgin Island. The accounts are translated to Indian Rupees as follows-

- All income and expenses are translated at the average rate of exchange prevailing during the period.
- Assets and Liabilities are translated at the closing rate on the balance sheet date.
- Non-monetary assets and liabilities and share capital is translated at historical rates.
- Share Capital including Share Application Money is translated at historical rates.
- The resulting exchange difference is accumulated in 'Foreign Currency Translation Reserve'

b) Current versus non-current classification

The Company presents assets and liabilities in the balance sheet based on current/non-current classification. An asset is treated as current when it is:

- Expected to be realised or intended to be sold or consumed in normal operating cycle
- Held primarily for the purpose of trading
- Expected to be realised within twelve months after the reporting period, or
- Cash or cash equivalent unless restricted from being exchanged or used to settle a liability for at least twelve months after the reporting period.

All other assets are classified as non-current

A liability is current when:

- It is expected to be settled in the normal operating cycle
- It is held primarily for the purpose of trading
- It is due to be settled within twelve months after the reporting period, or
- There is no unconditional right to defer the settlement of the liability for at least twelve months after the reporting period.

The Company classifies all other liabilities as non-current



Deferred tax assets and liabilities are classified as non-current assets and liabilities. The operating cycle is the time between the acquisition of assets for processing and their realisation in cash and cash equivalents.

c) Revenue recognition:

i) Timing of recognition:

Revenue from sale of goods is recognised when all the significant risks and rewards of ownership in the goods are transferred to the buyer as per the terms of the contract, there is no continuing managerial involvement with the goods, the amount of revenue can be measured reliably and it is probable that future economic benefits will flow to the entity and specific criteria have been met for each of the activities of the Company. This generally happens upon dispatch of the goods to customers, except for export sales which are recognised when significant risk and rewards are transferred to the buyer as per the terms of contract.

Eligible export incentives are recognised in the year in which the conditions precedent is met and there is no significant uncertainty about the collectability.

ii) Measurement of revenue:

Revenue is measured at the fair value of the consideration received or receivable, after the deduction of any trade discounts, volume rebates and any taxes or duties collected on behalf of the Government which are levied on sales such as sales tax, value added tax, etc.

Revenue includes excise duty as it is paid on production and is a liability of the manufacturer. Discounts given include rebates, price reductions and other incentives given to customers. The Company bases its estimates on historical results, taking into consideration the type of customer, the type of transaction and the specifics of each arrangement.

The Company recognises provision for sales return, based on the historical results, measured on net basis of the margin of the sale

The volume discounts are assessed based on anticipated annual purchases.

Interest Income

For all debt instruments measured at amortised cost, interest income is measured using the effective interest rate (EIR). EIR is the rate that exactly discounts the estimated future cash payments or receipts over the expected life of the financial instrument or a shorter period, where appropriate, to the gross carrying amount of the financial asset or to the amortised cost of a financial liability. When calculating the effective interest rate, the Company estimates the expected cash flows by considering all the contractual terms of the financial instrument (for example, prepayment, extension, call and similar options) but does not consider the expected credit losses.

Dividends

Revenue is recognised when the Company's right to receive the payment is established, which is generally when shareholders approve the dividend.

d) Investments and other financial assets:

Classification:

The Company classifies its financial assets in the following measurement categories:

- i) Those to be measured subsequently at fair value (either through Other Comprehensive Income, or through profit or loss), and
- ii) Those measured at amortised cost.

The classification depends on business model of the entity for managing the financial assets and the contractual terms of the cash flows. For assets measured at fair value, gains and losses will either be recorded in profit or loss or Other Comprehensive Income.



For investments in debt instruments, it depends on the business model in which the investment is held.

For investments in equity instruments, it depends on whether the Company has made an irrevocable election at the time of initial recognition to account for the equity investment at fair value through Other Comprehensive Income.

Initial recognition and measurement:

Financial assets are recognised when the Company becomes a party to the contractual terms of the instrument.

Transaction Cost

Financial assets are recognised initially at fair value plus/minus (in the case of financial assets are not recorded at fair value through profit or loss) transaction costs that are attributable to the acquisition of the financial asset.

Transaction costs of financial assets carried at fair value through profit or loss are expensed in Profit or Loss.

Subsequent measurement:

After initial recognition, financial assets are measured at:

- i) Fair value {either through Other Comprehensive Income (FVOCI) or through profit or loss (FVPL)} or,
- ii) Amortised cost

Debt instruments:

Subsequent measurement of debt instruments depends on the business model of the Company for managing the asset and the cash flow characteristics of the asset.

There are three measurement categories into which the Company classifies its debt instruments:

Measured at amortised cost:

Debt instruments that are held within a business model whose objective is to hold financial assets in order to collect contractual cash flows that are solely payments of principal and interest, are subsequently measured at amortised cost using the Effective Interest Rate (EIR) method less impairment, if any, the amortisation of EIR and loss arising from impairment, if any is recognised in Profit or Loss.

Measured at fair value through Other Comprehensive Income (OCI):

Debt instruments that are held within a business model whose objective is achieved by both, selling financial assets and collecting contractual cash flows that are solely payments of principal and interest, are subsequently measured at fair value through Other Comprehensive Income. Fair value movements are recognised in the OCI (net of taxes). Interest income measured using the EIR method and impairment losses, if any are recognised in Profit or Loss. On de-recognition, cumulative gain | (loss) previously recognised in OCI is reclassified from the equity to Profit or Loss.

Measured at fair value through profit or loss:

A financial asset not classified as either amortised cost or FVOCI, is classified as FVPL. Such financial assets are measured at fair value with all changes in fair value, including interest income and dividend income if any, recognised as other income in Profit or Loss.

Equity instruments:

The Company subsequently measures all investments in equity instruments other than subsidiary companies, associate company and Joint Venture Company at fair value. The Management of the Company has elected to present fair value gains and losses on such equity investments in Profit or Loss. Dividends from such investments continue to be recognised in profit or loss as other income when the right to receive payment is established. Changes in the fair value of financial assets at fair value through profit or loss are recognised in Profit or Loss. Impairment losses (and reversal of impairment losses) on equity investments measured at FVOCI are not reported separately from other changes in fair value.



Investments in subsidiary companies, associate company and Joint Venture Company:

Investments in subsidiary companies, associate company and Joint Venture Company are carried at cost less accumulated impairment losses, if any. Where an indication of impairment exists, the carrying amount of the investment is assessed and written down immediately to its recoverable amount. On disposal of investments in subsidiary companies, associate company and Joint Venture Company, the difference between net disposal proceeds and the carrying amounts are recognised in Profit or Loss.

Impairment of financial assets:

The Company assesses on a forward looking basis the expected credit losses associated with its financial assets carried at amortised cost and FVOCI debt instruments. The impairment methodology applied depends on whether there has been a significant increase in credit risk. Note 44 details how the Company determines whether there has been a significant increase in credit risk. For trade and lease receivable only, the Company applies the simplified approach permitted by Ind AS 109 Financial Instruments, which requires expected lifetime losses to be recognised from initial recognition of such receivables.

De-recognition:

A financial asset is de-recognised only when

- i) The Company has transferred the rights to receive cash flows from the financial asset ,or
- ii) Retains the contractual rights to receive the cash flows of the financial asset, but assumes a contractual obligation to pay the cash flows to one or more recipients

Where the entity has transferred an asset, the Company evaluates whether it has transferred substantially all risks and rewards of ownership of the financial asset. In such cases, the financial asset is de-recognised. Where the entity has not transferred substantially all risks and rewards of ownership of the financial asset, the financial asset is not de-recognised. Where the entity has neither transferred a financial asset nor retains substantially all risks and rewards of ownership of the financial asset, the financial asset is de-recognised if the Company has not retained control of the financial asset. Where the Company retains control of the financial asset, the asset is continued to be recognised to the extent of continuing involvement in the financial asset.

Financial liabilities & Equity instruments:

i) Classification as debt or equity - Financial liabilities and equity instruments issued by the Company are classified according to the substance of the contractual arrangements entered into and the definitions of a financial liability and an equity instrument.

ii) Initial recognition and measurement - Financial liabilities are recognised when the Company becomes a party to the contractual provisions of the instrument. Financial liabilities are initially measured at the fair value.

iii) Subsequent measurement - Financial liabilities are subsequently measured at amortised cost using the effective interest rate method. Financial liabilities carried at fair value through profit or loss is measured at fair value with all changes in fair value recognised in Profit or Loss.

iv) De-recognition - A financial liability is de-recognised when the obligation specified in the contract is discharged, cancelled or expires.

e) Fair Value Measurement

The Company measures financial instruments, such as Derivatives, at fair value at each balance sheet date. Fair value is the price that would be received to sell an asset or paid to transfer a liability in an orderly transaction between market participants at the measurement date. The fair value measurement is based on the presumption that the transaction to sell the asset or transfer the liability takes place either:

- In the principal market for the asset or liability, or



- In the absence of the principal market, in the most advantageous market for the asset or liability.

The principal or the most advantageous market must be accessible by the company. The fair value of asset or a liability is measured using the assumptions that market participants would use when pricing the asset or liability, assuming that market participants act in their economic best interest.

A fair value measurement of a non-financial asset takes into account a market participant's ability to generate economic benefits by using the asset in its highest and best use or by selling it to another market participant that would use the asset in its highest and best use.

The Company uses valuation techniques that are appropriate in the circumstances and for which sufficient data are available to measure fair value, maximising the use of relevant observable inputs and minimising the use of unobservable inputs.

All assets and liabilities for which fair value is measured or disclosed in the financial statements are categorised within the fair value hierarchy, described as follows, based on the lowest level input that is significant to the fair value measurement as a whole:

- Level 1 – Quoted (unadjusted) market prices in active markets for identical assets or liabilities
- Level 2 – Valuation techniques for which the lowest level input that is significant to the fair value measurement is directly or indirectly observable
- Level 3 – Valuation techniques for which the lowest level input that is significant to the fair value measurement is unobservable.

External Valour's are involved for valuation of significant assets such as certain items or property, plant and equipment. For the purpose of fair value disclosure, the Company has determined classes of assets and liabilities on the basis of the nature, characteristics and risks of the asset or liability and the level of the fair value hierarchy as explained above.

f) Inventories:

Items of Inventories are valued on the basis given below:

- Raw materials, packing materials, stores and spares: at cost determined on weighted average basis or net realisable value whichever is lower.
- Process stock and finished goods: At cost or net realisable values whichever is lower.

Cost comprises of cost of purchase, costs of conversion and other costs incurred in bringing the inventory to its present location and condition.

The net realisable value is the estimated selling price in the ordinary course of business less the estimated cost of completion and estimated cost necessary to make the sale.

Due allowances are made for slow moving and obsolete inventories based on estimates made by the Company.

g) Cash and cash equivalents:

Cash and cash equivalents include cash in hand, demand deposits with bank and other short-term (three months or less from the date of acquisition), highly liquid investments that are readily convertible into cash and which are subject to an insignificant risk of changes in value.



h) Trade receivable:

Trade receivables are initially recognised at fair value of the revenue. Subsequently, trade receivables are stated at cost less provision for impairment, if any.

Customer credit risk is managed by the Company's established policy, procedures and control relating to customer credit risk management. Credit quality of the customer is assessed and individual limits are defined in accordance with this assessment. Outstanding customer receivables are regularly monitored.

The Company applies expected credit losses (ECL) model for measurement and recognition of provision / loss allowance on the Trade receivables.

As a practical expedient, the Company uses a provision matrix to measure ECL on its portfolio of trade receivables. The provision matrix is prepared based on historically observed default floating rates over the expected life of trade receivables and is adjusted for forward-looking estimates. At each reporting date, the historically observed default rates and changes in the forward-looking estimates are updated.

ECL impairment loss allowance (or reversal) recognized during the period is recognized as income/ expense in Profit or Loss under the head 'Other expenses'.

i) Borrowings:

Borrowings are initially recognised at fair value, net of transaction costs incurred. Borrowings are subsequently measured at amortised cost. Any difference between the proceeds (net of transaction costs) and the redemption amount is recognised in profit or loss over the period of the borrowings using the effective interest method. Fees paid on the establishment of loan facilities are recognised as transaction costs of the loan to the extent that it is probable that some or all of the facility will be drawn down.

Borrowings are removed from the Balance Sheet when the obligation specified in the contract is discharged, cancelled or expired. The difference between the carrying amount of a financial liability that has been extinguished or transferred to another party and the consideration paid, including any non-cash assets transferred or liabilities assumed, is recognised in profit or loss as other income | (expense). Borrowings are classified as current liabilities unless the Company has an unconditional right to defer settlement of the liability for at least 12 months after the reporting period.

j) Borrowing costs:

General and specific borrowing costs that are directly attributable to the acquisition, construction or production of a qualifying asset are capitalised during the period of time that is required to complete and prepare the asset for its intended use or sale. Qualifying assets are assets that necessarily take a substantial period of time to get ready for their intended use or sale. Investment income earned on the temporary investment of specific borrowings pending their expenditure on qualifying assets is deducted from the borrowing costs eligible for capitalisation. Other borrowing costs are expensed in the period in which they are incurred.

k) Provisions and contingent liabilities:

Provisions are recognised when the Company has a present legal or constructive obligation as a result of past events, it is probable that an outflow of resources will be required to settle the obligation and the amount can be reliably estimated. These are reviewed at each year end and reflect the best current estimate. Provisions are not recognised for future operating losses.

Where there are a number of similar obligations, the likelihood that an outflow will be required in settlement is determined by considering the class of obligations as a whole. A provision is recognised even if the likelihood of an outflow with respect to any one item included in the same class of obligations may be small.

Provisions are measured at the present value of best estimate of the Management of the expenditure required to settle the present obligation at the end of the reporting period. The



discount rate used to determine the present value is a pre-tax rate that reflects current market assessments of the time value of money and the risks specific to the liability. The increase in the provision due to the passage of time is recognised as interest expense.

Contingent liabilities are disclosed when there is a possible obligation arising from past events, the existence of which will be confirmed only by the occurrence or non-occurrence of one or more uncertain future events not wholly within the control of the Company or a present obligation that arises from past events where it is either not probable that an outflow of resources will be required to settle the obligation or a reliable estimate of the amount cannot be made.

l) Earnings per share:

Earnings per share (EPS) are calculated by dividing the net profit or loss for the period attributable to Equity Shareholders by the weighted average number of Equity shares outstanding during the period. Earnings considered in ascertaining the EPS is the net profit for the period and any attributable tax thereto for the period. The treasury shares are not considered as outstanding equity shares for computing EPS.

m) Foreign Currency Transactions

Foreign Currency Transactions are recorded at the exchange rates prevailing on the date of the transaction.

Monetary items denominated in Foreign Currency are reported at the exchange rate prevailing on the balance sheet date. Exchange differences relating to long term monetary items are dealt with in the following manner:

- Exchange differences relating to long term monetary items, arising during the period, in so far as those relate to the acquisition of a depreciable capital asset are added to / deducted from the cost of the asset and depreciated over the balance life of the asset
- In other cases, such differences are accumulated in the "Foreign Currency Monetary Translation Difference Account" and amortised to the statement of profit and loss over the balance life of the long term monetary item.

All other exchange differences are dealt with in profit or loss.

n) Critical estimates and judgements

Preparation of the Financial Statements requires use of accounting estimates which, by definition, will seldom equal the actual results. This Note provides an overview of the areas that involved a higher degree of judgements or complexity, and of items which are more likely to be materially adjusted due to estimates and assumptions turning out to be different than those originally assessed. Detailed information about each of these estimates and judgements is included in relevant notes together with information about the basis of calculation for each affected line item in the Financial Statements. The areas involving critical estimates or judgements are:

- i) Estimation of useful life of tangible assets: Note 1(f)
- ii) Estimation of defined benefit obligation: Note 1 (t)

Estimates and judgements are continually evaluated. They are based on historical experience and other factors, including expectations of future events that may have a financial impact on the Company and that are believed to be reasonable under the circumstances.



ALOK WORLDWIDE LIMITED

NOTES TO THE FINANCIAL STATEMENTS FOR THE YEAR ENDED 31st March 2024

PARTICULARS	AS AT	AS AT	AS AT	AS AT
	31st March, 2024 Rupees	31st March, 2024 USD	31st March, 2023 Rupees	31st March, 2023 USD
2. NON-CURRENT INVESTMENTS (Unquoted)				
Compulsorily convertible debentures of Grabal Alok International Ltd.	4,168,695,000	50,000,000	4,110,845,000	50,000,000
Compulsorily convertible debentures of Alok Industries International Ltd.	1,917,599,700	23,000,000	1,890,988,700	23,000,000
	6,086,294,700	73,000,000	6,001,833,700	73,000,000
3. CASH AND BANK BALANCES				
Balance with bank				
In current account	707,548	8,486	697,730	8,486
	707,548	8,486	697,730	8,486
4. LOANS				
Loans and advances to related parties	4,851,599,264	58,190,864	4,784,272,435	58,190,864
	4,851,599,264	58,190,864	4,784,272,435	58,190,864
5. SHARE CAPITAL				
Authorised Shares				
50,000 Equity Share of USD 1 each	3,002,550	50,000	3,002,550	50,000
	3,002,550	50,000	3,002,550	50,000
Issued, Subscribed and Paid Up				
100 Equity Share of USD 1 each	6,252	100	6,252	100
	6,252	100	6,252	100

Notes :

- a) The company has been incorporated as a wholly owned subsidiary of Alok Industries Limited and there has been no change in the share capital since Incorporation.
b) 100 Equity Shares are pledged with Axis Trustee Services Limited for the facilities sanctioned to Alok Industries Limited and debt assigned to JM Financial Assets Reconstruction Company Limited & Reliance Industries Limited.
c) Reconciliation of equity shares outstanding at the beginning and at the end of reporting period

Number of Equity Shares

Particulars	AS AT 31st March, 2024	AS AT 31st March, 2023
Opening balance	100	100
Issued during the period	-	-
Closing balance	100	100

Amount of Equity Shares

Particulars	AS AT 31st March, 2024 Rupees	AS AT 31st March, 2024 USD	AS AT 31st March, 2023 Rupees	AS AT 31st March, 2023 USD
Opening balance	6,252	100	6,252	100
Issued during the period	-	-	-	-
Closing balance	6,252	100	6,252	100

d) Terms/rights attached to equity shares

The Company has only one class of equity shares having at par value of USD 1 per share. Each holder of equity share is entitled to one vote per share. The shareholders are entitled for dividend in USD as and when recommended by the Board of Directors and approved by the shareholders at the Annual General Meeting.



e) Shareholder holding more than 5 percent of the Share Capital

Name of the shareholder	31st March, 2024		31st March, 2023	
	No of shares	%	No of shares	%
Alok Industries Limited	100	100	100	100

6. OTHER EQUITY

a)	Foreign currency translation reserve				
	Opening Balance	1,698,391		569,778	
	Effect of foreign exchange rate variation during the year	196,970		1,128,613	
		1,895,361	-	1,698,391	-
b)	Surplus in the Statement of Profit and Loss				
	Opening Balance	12,292,110	170,142	12,292,110	170,142
	Profit for the period	-	-	-	-
		12,292,110	170,142	12,292,110	170,142
		14,187,471	170,142	13,990,501	170,142

7. SHORT-TERM BORROWINGS (unsecured)

Loans and advances from related parties	85,149,764	1,021,300	83,968,120	1,021,300
Temporary Overdrawn Bank Balance	41,714	500	41,136	500
	85,191,478	1,021,800	84,009,256	1,021,800

8. TRADE PAYABLES

Creditors for services	166,748	2,000	164,434	2,000
	166,748	2,000	164,434	2,000

9. OTHER CURRENT LIABILITIES

Other Payables -				
Term loan from banks	77,675,727	931,655	76,597,802	931,655
Advance from related party	10,742,911,105	128,852,208	10,593,829,100	128,852,208
Interest Due on borrowings	18,462,732	221,445	18,206,521	221,445
	10,839,049,564	130,005,308	10,688,633,423	130,005,308



10. RELATED PARTIES DISCLOSURES

As per Accounting Standard AS (AS) 18 "Related Party Disclosures", Company's related parties disclosed as below:

I	Names of related party and nature of relationship	
	Alok Industries Limited	Holding Company
	Alok Industries International Limited	Fellow Subsidiary
	Grabal Alok International Limited	Fellow Subsidiary
	Grabal Alok (UK) Limited (Liquidation Under Process)	Fellow Subsidiary
	Triumphant Victory Holdings Pvt. Limited	Entity under common control

II

Particulars of transaction / balance	Transactions with Related parties	
	In Rupees	In USD
Equity share capital		
<u>Alok Industries Limited</u>		
Opening Balance	6,252	100
Received during the period	(6,252)	(100)
Balance as at March 31	6,252	100
	(6,252)	(100)
Other current liabilities		
<u>Alok Industries Limited</u>		
Opening Balance	10,593,829,100	128,852,208
Received during the period	(9,739,607,124)	(128,852,208)
Translation difference during the period	149,082,005	-
	(854,221,976)	-
Balance as at March 31	10,742,911,105	128,852,208
	(10,593,829,100)	(128,852,208)
<u>Triumphant Victory Holdings Pvt. Ltd.</u>		
Opening Balance	83,968,120	1,021,300
Received during the period	(77,197,441)	(1,021,300)
Translation difference during the period	-	-
	1,181,644	-
	(6,770,679)	-
Balance as at March 31	85,149,764	1,021,300
	(83,968,120)	(1,021,300)
Investments		
<u>Alok Industries International Ltd.</u>		
Opening Balance	1,890,988,700	23,000,000
Made during the period	(1,738,510,867)	(23,000,000)
Translation difference during the period	-	-
	26,611,000	-
	(152,477,833)	-
Balance as at March 31	1,917,599,700	23,000,000
	(1,890,988,700)	(23,000,000)
<u>Grabal Alok International Ltd.</u>		
Opening Balance	4,110,845,000	50,000,000
Made during the period	(3,779,371,450)	(50,000,000)
Translation difference during the period	-	-
	57,850,000	-
	(331,473,550)	-
Balance as at March 31	4,168,695,000	50,000,000
	(4,110,845,000)	(50,000,000)
Loans and advances (Long-term and short-term)		
<u>Alok Industries International Ltd.</u>		
Opening Balance	2,002,913,147	24,361,331
Received / (repaid) during the period	(1,841,410,407)	(24,361,331)
Translation difference during the period	-	-
	28,186,060	-
	(161,502,740)	-
Balance as at March 31	2,031,099,207	24,361,331
	(2,002,913,147)	(24,361,331)
<u>Grabal Alok International Ltd.</u>		
Opening Balance	2,781,359,288	33,829,533
Received during the period	(2,557,087,384)	(33,829,533)
Translation difference during the period	-	-
	39,140,769	-
	(224,271,904)	-
Balance as at March 31	2,820,500,057	33,829,533
	(2,781,359,288)	(33,829,533)

11. SEGMENT REPORTING

The Company is engaged in the business of making strategic long term investment and all activities revolve around such business. Accordingly, this is the only reportable segment of the company.

12. EARNINGS PER SHARE

Particulars	As At 31-March-24		As At 31-March-23	
	Amount (INR)	Amount (USD)	Amount (INR)	Amount (USD)
Net profit for the period	-	-	-	-
Weighted average number of equity shares	100	100	100	100
Nominal Value of equity share	N.A.	1	N.A.	1
Basic and Diluted Earning per share	-	-	-	-

13. CAPITAL MANAGEMENT

For the purpose of the Company's capital management, equity includes issued equity capital, convertible preference shares, share premium and all other equity reserves attributable to the equity holders of the Company. The primary objective of the Company's capital management is to maximize the shareholder value. The Company's Capital Management objectives are to maintain equity including all reserves to protect economic viability and to finance any growth opportunities that may be available in future so as to maximize shareholders' value.



Particulars	31st March, 2024		31st March, 2023	
	INR	USD	INR	USD
Debt (A)	10,924,241,041.65	131,027,108.19	10,772,642,678.59	131,027,108.19
Equity (B)	14,193,723.00	170,242.00	13,996,753.00	170,242.00
Debt / Equity Ratio (A / B)	769.65	769.65	769.65	769.65

14. FINANCIAL RISK MANAGEMENT FRAMEWORK

The Company's principal financial liabilities, other than derivatives, comprise loans and borrowings, trade and other payables. The Company's principal financial assets include loans, trade and other receivables and cash and cash equivalents that derive directly from its operations.

The Company is exposed to market risk, credit risk and liquidity risk. The Company's management oversees the management of these risks. The Company's management provides assurance that the Company's financial risk activities are governed by appropriate policies and procedures and that financial risks are identified, measured and managed in accordance with the company's policies and risk objectives. All derivative activities for risk management purposes are carried out by management that have the appropriate skills, experience and supervision. The Board of Directors reviews and agrees policies for managing each of these risks, which are summarised below.

A Credit Risk:

Credit risk is the risk that counter party will not meet its obligation under a financial instrument or customer contract leading to a financial loss. The Company is exposed to credit risk mainly from trade receivables and other financial assets.

B Market Risk:

Market risk is the risk that the fair value of future cash flows of a financial instrument will fluctuate because of changes in market prices. Market risk comprises of three types of risks – Interest rate risk, currency risk and other price risk in a fluctuating market environment. Financial instrument affected by market risks includes loans and borrowings, deposits, FVTOCI Investments, derivatives and other financial assets.

i) Currency Risk

This is the risk that the Company may suffer losses as a result of adverse exchange rate movement during the relevant period. As a policy, Company is covering all foreign exchange risk on account of import and loans so that Company may not be put to any loss situation due to adverse fluctuations in currency rates. There is periodical review of foreign exchange transactions and hedging by the Company's executives.

Foreign Currency Sensitivity

The following tables demonstrate the sensitivity to a reasonably possible change in USD and EUR exchange rates, with all other variables held constant. The impact on the Company's profit before tax is due to changes in the fair value of monetary assets and liabilities including non-designated foreign currency derivatives. The Company's exposure to foreign currency changes for all other currencies is not material.

Particulars	Currency	Change in rate (upward)	Effect on profit before tax	Change in rate (downward)	Effect on profit before tax
31-Mar-24	Euro	0.05	0.00	-0.05	0.00
	GBP	0.05	0.00	-0.05	0.00
31-Mar-23	Euro	0.05	0.00	-0.05	0.00
	GBP	0.05	0.00	-0.05	0.00

In management's opinion, the sensitivity analysis is unrepresentative of the inherent foreign exchange risk because the exposure at the end of the reporting period does not reflect the exposure during the year.

ii) Interest rate risk

The Company manages interest rate risk by having a balanced portfolio of fixed and variable rate of interest on loans and borrowings. To manage this, Company has issued fixed rate bonds and loans taken from banks are linked to MCLR rate of the bank, which are variable.

Interest rate sensitivity

The following table demonstrates the sensitivity to a reasonably possible change in interest rates on that portion of loans and borrowings affected. With all other variables held constant, the Company's profit before tax is affected through the impact on floating rate borrowings, as follows:

Particulars	Currency	Increase / decrease in basis points	Effect on profit before tax
31-Mar-24	USD	25.00	0.02
	USD	-25.00	-0.02
31-Mar-23	USD	25.00	0.02
	USD	-25.00	-0.02

The assumed movement in basis points for the interest rate sensitivity analysis is based on the currently observable market environment, showing a significantly higher volatility than in prior years.



iii) Equity Price Risk

The Company is exposed to equity price risks arising from equity investments. Equity investments are held for strategic rather than trading purposes. The Company does not actively trade these investments. Profit for the year ended **31 March 2024** would have been unaffected as the equity investments are FVTOCI and no investments were disposed of or impaired.

i) Liquidity risk management

The Company manages liquidity risk by continuously monitoring forecast and actual cash flows on daily, monthly and yearly basis. The Company ensures that there is a free credit limit available at the start of the year which is sufficient for repayments getting due in the ensuing year. Loan arrangements, credit limits with various banks including working capital and monitoring of operational and working capital issues are always kept in mind for better liquidity management.

ii) Maturities of financial liabilities

The following tables detail the Company's remaining contractual maturity for its non-derivative financial liabilities with agreed repayment periods. The amount disclosed in the tables have been drawn up based on the undiscounted cash flows of financial liabilities based on the earliest date on which the Company can be required to pay. To the extent that interest flows are floating rate, the undiscounted amount is derived from interest rate curves at the end of the reporting period. The contractual maturity is based on the earliest date on which the Company may be required to pay.

31st March, 2024	Currency	On Demand	Beyond 1 year	Total
Short term borrowings	USD	1,021,800		1,021,800
	INR	85,191,478		85,191,478
Trade payables				
Trade payables - other than micro and small ent.	USD	2,000		2,000
	INR	166,748		166,748
Other current liabilities				
	USD	130,005,308		130,005,308
	INR	10,839,049,564		10,839,049,564
(b) Derivative financial Instruments				
Foreign exchange forward contracts				

31st March, 2023	Currency	On Demand	Beyond 1 year	Total
Short term borrowings	USD	1,021,800		1,021,800
	INR	84,009,256		84,009,256
Trade payables				
Trade payables - other than micro and small ent.	USD	2,000		2,000
	INR	164,434		164,434
Other current liabilities				
	USD	130,005,308		130,005,308
	INR	10,688,633,423		10,688,633,423
(b) Derivative financial Instruments				
Foreign exchange forward contracts				

iii) Financing arrangements

The Company does not have any financing arrangements.

iv) Maturities of financial assets

The following table details the Company's expected maturity for its non-derivative financial assets. The table has been drawn up based on the undiscounted contractual maturities of the financial assets including interest that will be earned on those assets. The inclusion of information on non-derivative financial assets is necessary in order to understand the Company's liquidity risk management as the liquidity is managed on a net asset and liability basis.



15. FAIR VALUE MEASUREMENT

Set out below, is a comparison by class of the carrying amounts and fair value of the Company's financial instruments that are recognised in the financial statements.

Sr. No.	Particulars	Currency	Carrying value		Fair value	
			31-Mar-24	31-Mar-23	31-Mar-24	31-Mar-23
(a)	Financial Asset					
(i)	Carried at amortised cost					
	Loans to related parties	USD	58,190,864.00	58,190,864.00	58,190,864.00	58,190,864.00
		INR	4,851,599,264.00	4,784,272,435.00	4,851,599,264.00	4,784,272,435.00
(ii)	Cash and cash equivalent	USD	8,486.45	8,486.45	8,486.45	8,486.45
		INR	707,548.00	697,730.00	707,548.00	697,730.00
(a)	Financial Liabilities					
(i)	Carried at amortised cost					
	Borrowings	USD	1,021,800.00	1,021,800.00	1,021,800.00	1,021,800.00
		INR	85,191,478.00	84,009,256.00	85,191,478.00	84,009,256.00
(ii)	Trade payable	USD	2,000.00	2,000.00	2,000.00	2,000.00
		INR	166,748.00	164,434.00	166,748.00	164,434.00
(iii)	Other payables	USD	130,005,308.19	130,005,308.19	130,005,308.19	130,005,308.19
		INR	10,839,049,563.65	10,688,633,422.59	10,839,049,563.65	10,688,633,422.59

The Company maintains policies and procedures to value financial assets or financial liabilities using the best and most relevant data available. In addition, the Company internally reviews valuations, including independent price validation for certain instruments. Further, in other instances, Company retains independent pricing vendors to assist in corroborating the valuations of certain instruments.

The fair value of the financial assets and liabilities are included at the amount at which the instrument that would be received to sell an asset or paid to transfer liability in an orderly transaction between market participants at the measurement date.

The following methods and assumptions were used to estimate the fair values:

- I) Fair value of security deposits have been estimated using a DCF model. The valuation requires management to make certain assumptions about interest rates, maturity period, credit risk, forecasted cash flows.
- II) Long-term fixed-rate and variable-rate receivables/borrowings are evaluated by the company based on parameters such as interest rates, individual creditworthiness of the customer and the risk characteristics of the financed project. Based on this evaluation, allowances are taken into account for the expected credit losses of these receivables. As of reporting date the carrying amounts of such receivables, net of allowances are not materially different from their calculated fair values.
- III) Carrying value of loans from banks, other noncurrent borrowings and other financial liabilities is estimated by discounting future cash flows using rates currently available for debt on similar terms, credit risk and remaining maturities. The own non-performance risk as at reporting date was assessed to be insignificant.

Fair value hierarchy

The following table provides the fair value measurement hierarchy of Company's assets and liabilities grouped into Level 1 to Level 3 as described in significant accounting policies - Note 2. Further table describes the valuation techniques used, key inputs to valuations and quantitative information about significant unobservable inputs for fair value measurements.



Quantitative disclosures fair value measurement hierarchy for assets as at 31 st March 2024:

Sr. No.	Particulars	Currency	Fair Value Measurement			Valuation technique used	Inputs used
			Level 1	Level 2	Level 3		
(a)	Assets and liabilities for which fair values are disclosed Financial assets measured at amortised cost Loans to related parties	USD	-	58,190,864.00	-	Discounted cash flows	Forecast cash flows, discount rate, maturity
			INR	-	4,851,589,284.00		
(b)	Financial liability measured at amortised cost Borrowings	USD	-	1,021,800.00	-	Discounted cash flows	Forecast cash flows, discount rate, maturity
			INR	-	85,181,478.00		
(ii)	Other payables	USD	-	130,005,308.19	-		
			INR	-	10,839,046,563.85		

Quantitative disclosures fair value measurement hierarchy for assets as at 31 st March 2023:

Sr. No.	Particulars	Currency	Fair Value Measurement			Valuation technique used	Inputs used
			Level 1	Level 2	Level 3		
(a)	Assets and liabilities for which fair values are disclosed Financial assets measured at amortised cost Loans to related parties	USD	-	58,190,864.00	-	Discounted cash flows	Forecast cash flows, discount rate, maturity
			INR	-	4,784,272,435.00		
(b)	Financial liability measured at amortised cost Borrowings	USD	-	1,021,800.00	-	Discounted cash flows	Forecast cash flows, discount rate, maturity
			INR	-	84,008,258.00		
(ii)	Other payables	USD	-	130,005,308.19	-		
			INR	-	10,888,633,422.89		

During the year ended 31 March 2024 ,there were no transfers between level 1 and level 2 fair value measurements and no transfers into and out of level 3 fair value measurement

The management assessed that cash and cash equivalents, trade receivables, trade payables, cash credit and all other current financial assets and liabilities approximates their carrying amounts largely due to the short-term maturities of these instruments

The fair value of the financial assets and liabilities are included at the amount at which the instrument could be exchanged in a current transaction between willing parties, other than in a forced or liquidation sale. The following methods and assumptions were used to estimate the fair values:

- Receivables are evaluated by the company based on parameters such as interest rates and individual credit worthiness of the customer. Based on this evaluation, allowances are taken into account for the expected credit losses of these receivables.
- The fair value of loans from banks and other financial liabilities, security deposit, as well as other financial liabilities is estimated by discounting future cash flows using rates currently available for debt on similar terms, credit risk and remaining maturities.
- The fair values of the unquoted equity instruments have been estimated using a net adjusted fair value method. The valuation requires management to make certain assumptions about the assets, liabilities, investments of Investee Company. The probabilities of the various assumptions can be reasonably assessed and are used in management's estimate of fair value for these unquoted equity investments based on the best information available to the Company.
- The fair values of quoted equity instruments are derived from quoted market prices in active markets.
- The Company enters into foreign exchange forward contracts are valued using valuation techniques, which employs the use of market observable inputs.
- The fair value of floating rate borrowings are determined by using DCF method using discount rate that reflects the issuer's borrowing rate at the end of the reporting period. The own non-performance risk as end of year was assessed to be insignificant.



16.

RATIOS

	Rupees	USD	Rupees	USD
(i) Current Ratio				
Particulars	YE Mar-24	YE Mar-24	YE Mar-23	YE Mar-23
Current Assets	4,852,306,812	58,199,350	4,784,970,165	58,199,350
Current Liabilities	10,761,540,585	129,075,653	10,612,200,055	129,075,653
Current Ratio	0.45	0.45	0.45	0.45
(ii) Debt-Equity Ratio				
Particulars	YE Mar-24	YE Mar-24	YE Mar-23	YE Mar-23
Non Current Debt	-	-	-	-
Current Debt	85,191,478	1,021,800	84,009,256	1,021,800
Current Mat of LT Debt	77,675,727	931,655	76,597,802	931,655
Total Debt (Incl current maturity of LTB)	162,867,205	1,953,455	160,607,058	1,953,455
Equity	6,252	100	6,252	100
Other Equity	14,187,471	170,142	13,990,501	170,142
Total Equity	14,193,723	170,242	13,996,753	170,242
Debt-Equity Ratio	11.47	11.47	11.47	11.47
(iii) Return on Equity Ratio				
Particulars	YE Mar-24	YE Mar-24	YE Mar-23	YE Mar-23
Net Income	-	-	-	-
Shareholder's Equity	14,193,723	170,242	13,996,753	170,242
Return on Equity Ratio	-	-	-	-
(iv) Trade payables turnover ratio				
Particulars	YE Mar-24	YE Mar-24	YE Mar-23	YE Mar-23
Total Purchases	-	-	-	-
Opening Payables	164,434	2,000	151,175	2,000
Closing Payables	166,748	2,000	164,434	2,000
Average Trade Payables	165,591	2,000	157,805	2,000
Trade Payables turnover ratio	-	-	-	-
(v) Net working capital turnover ratio				
Particulars	YE Mar-24	YE Mar-24	YE Mar-23	YE Mar-23
Total Annual Turnover	-	-	-	-
Working Capital (CA-CL)	-5,909,233,773	-70,876,303	-5,827,229,890	-70,876,303
Net Capital Turnover Ratio	-	-	-	-
(vi) Net profit ratio				
Particulars	YE Mar-24	YE Mar-24	YE Mar-23	YE Mar-23
Profit After Tax (Before Exceptional Item)	-	-	-	-
Revenue from operations	-	-	-	-
Net profit margin	0%	0%	0%	0%
(vii) Return on Capital Employed				
Particulars	YE Mar-24	YE Mar-24	YE Mar-23	YE Mar-23
PBT	-	-	-	-
Interest	-	-	-	-
EBIT	-	-	-	-
Capital Employed(Equity+Borrowing)	177,060,928	2,123,697	174,603,811	2,123,697
Return on Capital Employed	0.00	0.00	0.00	0.00
(viii) Return on Investment				
Particulars	YE Mar-24	YE Mar-24	YE Mar-23	YE Mar-23
Net Profit	-	-	-	-
Capital Employed	177,060,928	2,123,697	174,603,811	2,123,697
Return on Investment	-	-	-	-

17. Service charges represents income received/accrued towards reimbursement of expenses incurred for investee company with a markup of 1%.

18. **EXPENDITURE IN FOREIGN CURRENCY**

All transactions reflected in these financial statements are in foreign currency i.e. other than Indian Rupees.

19. Bank balances are subject to confirmation

20. The Company has maintained its books of accounts in Oracle having necessary referential integrity where data cannot be tampered with, but audit trail is not enabled presently. The Company is in process of evaluation of software having necessary audit trail & books of accounts for next year will be migrated to a software having audit trail.

21. The information contained in the financial statements for the year ended **31 March 2024**, disclosed in US dollar is extracted from the books of accounts locally maintained and converted into Indian Rupees as disclosed under basis of preparation stated above. The amounts in Balance Sheet, Statement of Profit and Loss and cash flow statement are rounded off to the nearest Rupee / USD. Previous period figures have been regrouped / reclassified wherever necessary to correspond with the current year's classification / disclosure.

22. Previous period's figures have been regrouped / reclassified wherever necessary to correspond with the current period's classification / disclosure and are given in brackets.


Signature to Notes 1 to 22

As per our report of even date

For Narendra Poddar & Co.
Chartered Accountants
FRN No. 106915W

Narendra Poddar, Proprietor
Membership No. 041256

Mumbai, April 15th, 2024



For and on behalf of the Board

Dilip B. Jiwrajika
Director
DIN-00173476

Surendra B. Jiwrajika
Director
DIN-00173525